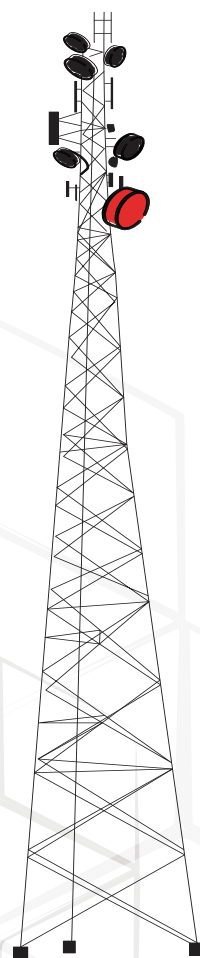


End-to-end Telecom Site Management

Red Cube



WHY TARANTULA?

Tower infrastructure owners and network operators today need to make accurate forecasts and faster decisions to leverage growth opportunities. To achieve this, it is critical to have a single source of information within your tower business that integrates operational processes with commercial reality.

Red Cube is our flagship product for end-to-end telecom site management. It has been designed to help tower infrastructure providers obtain a holistic view of site portfolios, manage revenue, control costs, and make informed decisions to drive growth. With over 30 best-practice tower processes available out of the box, Red Cube provides built-in industry expertise. The product also offers a fully configurable layer to manage and adapt business processes on demand.

MONETIZE TOWERS

Increase returns on tower and site investments. Our graphical visualization of site assets helps you gain granular visibility and thus optimize utilization of tower space and capacity.

DRIVE REVENUE

Pinpoint opportunities for revenue assurance and cost reductions. Our integrated contract and asset linkage framework ensures that your revenue streams are accurate and secured with a comprehensive billing engine.

DELIVER FAST

Drive speed to market and rapidly grow your network. Use our workflow-driven process and project management features to keep tabs on your rollouts, upgrades, operational activities, and more. Our pre-built dashboards and trackers give you instant visibility of performance blockers.

MAINTAIN SITES

Maintain accurate commercial and operational site asset information. You no longer need to rely on messy spreadsheets to extract site data. Our solution retains all your site data referenced with asset, lease, and billing information in a single repository.

EXCITE TEAMS

Empower your staff with smart tools to drive profitable outcomes. Our collaborative platform not only makes it easy for your team to record and track their day-to-day work, it also provides you with valuable tools to manage your team's key performance indicators.

**TAKE
COMPLETE
CHARGE**





**DRIVE PRODUCTIVITY AND PROFITABILITY WITH
PURPOSE-BUILT SITE MANAGEMENT SOFTWARE**

RED CUBE

450,000+

mobile towers supported

30+

countries across the globe

US \$50 BILLION

worth of assets managed

2,000,000+

project rollouts

RED CUBE MODULES



LOCATION

Record and display site information with GIS visualisation to set up online sales channels.



ROLLOUT

Effectively plan, manage, track, and complete macro and small cell rollout projects on time and on budget.



CO-LOCATION

Provision passive infrastructure such as masts, towers, and street furniture for co-location with automated processes.



SITE INVENTORY

Track your business assets in real time to view capacity at a site level and monetize tower space.



LEASE

Track and account for landlord and tenant leases through end-to-end automation. Standardize document management for all contracts.



BILLING

Track cash flow through management of customer billing, pass-through costs, and rent roll.



OPERATIONS & MAINTENANCE

Effectively monitor and manage site maintenance schedules, site audits, and trouble ticket resolution.



FIELD FORCE

Manage your field operations with real-time data capture and remote assignment of work orders.



SITE ACCESS

Plan, approve, and monitor all site visits. Keep track of site visitors and manage their certifications.



TOWER PURCHASE

Deploy a step-by-step approach to plan, approve, and track tower acquisition activities with data management and regulatory compliance.



TRANSMISSION

Project manage the deployment of site backhaul with efficiency and overall visibility. Keep track of your site and backhaul connectivity with a GIS-based link view.



REPORTING

Get instant reports on assets, milestones, and site data with graphical dashboard reporting.

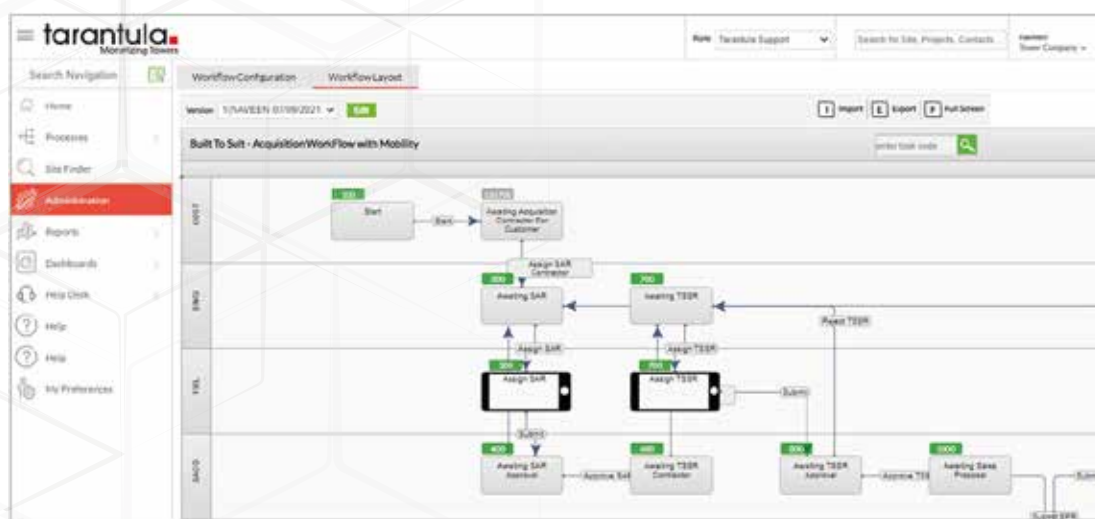
CONFIGURATION FRAMEWORK

Leverage the powerful configuration engine underpinning the product to quickly adapt your business to on-going changes required in enterprise processes and data areas. The configuration engine is built on 4 pillars:

workflows, milestones, data forms, and reports.

WORKFLOWS

Automate your every-day business processes from customer orders, site provisioning, contracts, and operations, with out-of-the-box, best-practice workflows to make your teams more efficient. Easily track team performance and connect siloed departments through cross-functional digital workflows.



MILESTONES

Monitor manual activities and key process milestones with easy-to-understand project baselines and forecasting. Streamline your project timescales with effective project planning and milestone trackers. Automate critical milestone completion through document uploads and get access to a unified view of all risks, issues, and team comments tagged to milestones.

The screenshot displays the 'Project Details' page in the Tarantula Monitoring Towers application, specifically the 'Milestones' tab. The table below lists the project milestones for 'Project Ref: B11-2'.

Milestone	Milestone Type	Target Date	Forecast Date	Actual Date	Responsibility	Last Edited By
New Site Request	Task	01/09/2014	01/09/2014	02/09/2014	Customer SA Coordinator	
SAR Contractor Assigned	Task	02/09/2014	02/09/2014	04/09/2014	Customer SA Coordinator	
Site Acquisition Report Submission	Task	03/09/2014	01/09/2014	06/09/2014	SA Coordinator	
SAR Approval	Task	04/09/2014	01/09/2014	08/09/2014	SA Coordinator	
TSER Resources Assigned	Task	05/09/2014	01/09/2014	18/09/2014	SA Coordinator	
Technical Site Survey Report (TSR)	Task	06/09/2014	01/09/2014	12/09/2014	SA Coordinator	
Professional 3000 Candidates Commission	Task	23/09/2014	23/09/2014		SA Coordinator	
Sales Proposal Creation	Task	07/09/2014	01/09/2014	14/09/2014	SA Coordinator	
Sales Proposal Approval by Finance	Task	08/09/2014	01/09/2014	16/09/2014	Finance	
Sales Proposal Submission	Task	08/09/2014	01/09/2014	16/09/2014	Finance	

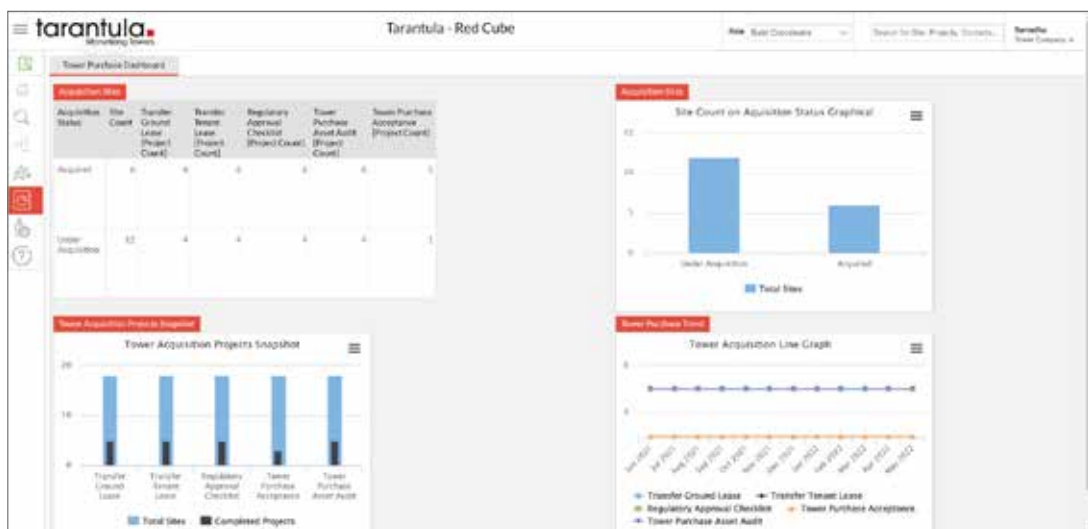
DATA FORMS

Digitalize your operations with intuitive data forms and maintain critical business data in a single repository. Whether you are capturing field data, questionnaire responses, or asset attributes in different formats, Red Cube's data forms provide a friction-free user experience to collect data and link it to a site and workflow.

The screenshot shows the 'Create Site Form' in the Tarantula application. The form is titled 'Create Site Form' and includes a sidebar with navigation options like 'Home', 'Processes', 'Create Site Form', 'Delete Attachments', 'Manage MJA', 'Manage Programmes', 'Tower Purchase Site Bulk Upload', 'Data Bulk Upload', 'Reassign Mobile Jobs', 'Mobility Server QR Code', 'Raise an Issue', 'Milestones Forecast & Actual Data Bulk Upload', 'Tower Design Mapping', 'Hold Project', 'Recall Projects', 'Change Project Status', 'Bulk Approval', 'Start Infrastructure Bill Run', 'Start Pass-Through Bill Run', 'Customer Order', 'Milestone Bulk Update', and 'Assign Project Contact'. The main form area contains fields for 'Site Name', 'Site ID', 'Latitude - Longitude', 'Latitude DMS', 'Longitude DMS', 'Site Type' (with a dropdown menu), 'Country' (with a dropdown menu), 'Entity' (with a dropdown menu), 'Region' (with a dropdown menu), 'Division' (with a dropdown menu), 'County' (with a dropdown menu), 'Location', 'Carrier' (with a dropdown menu), and 'MJA' (with a dropdown menu). At the bottom, there are buttons for 'Save', 'Save & Continue', and 'Cancel'. Below the form, there is a table with columns: Site Name, Site ID, Latitude, Longitude, Site Type, Country, Entity, Region, Division, County, Location, Carrier, MJA, Created By, and Created Date. The table currently shows 'No records found'.

REPORTS

Measure, monitor, and track performance of your sites as well as teams through a library of knowledge-rich reports and dashboards. Generate and share reports with your team members to evaluate performance across various functional areas of your portfolio.

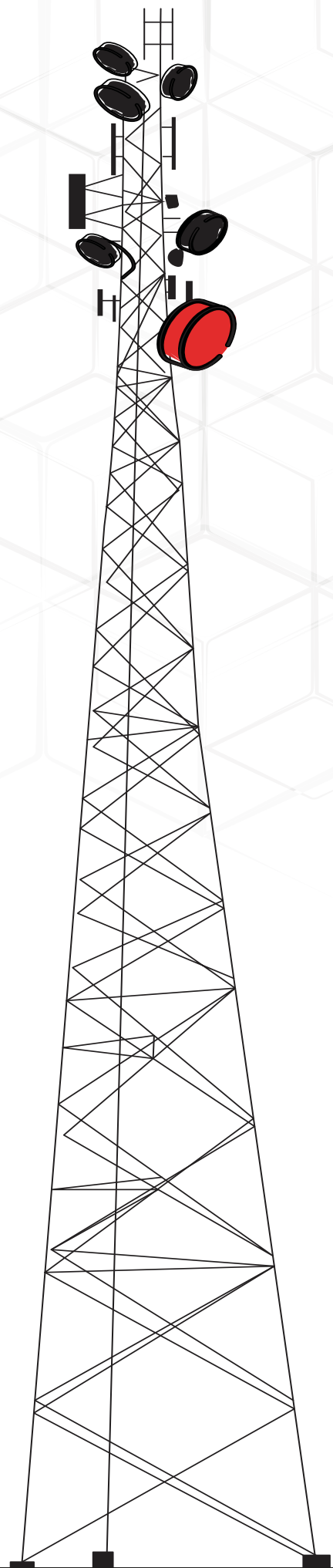




ABOUT TARANTULA

Tarantula is a proven market leader of end-to-end telecom site management solutions. We empower telecom infrastructure owners and operators worldwide to achieve operational efficiency and monetize their assets, all to increase the value of their tower business. Through our end-to-end, purpose-built solutions and value-based services, we help you quickly digitalize your site management operations with a best-practices framework. Tarantula is a vital part of the daily management of more than 450,000 towers and US\$50 billion worth of assets across the world. The company is owned by Lumine Group, a division within Volaris Group, a subsidiary of Canada-based Constellation Software Inc.

www.tarantula.net





Request a personalized demo today: contact@tarantula.net